

# Supplementary Material for: Learning a Patch Quality Comparator for Single Image Dehazing

Sanchayan Santra, Ranjan Mondal, and Bhabatosh Chanda



(a) Original



(b) Our



(c) Our (Given A)




(d) Pierre et al.



(e) Fattal



(f) Berman et al.



(g) Ren et al.

Fig. 1: Stadium image and outputs



(a) Original



(b) Our



(c) Our (Given  $A$ )



(d) Pierre et al.



(e) Fattal



(f) Berman et al.



(g) Ren et al.

Fig. 2: Lviv image and outputs



(a) Original



(b) Our

(c) Our (Given  $A$ )

(d) Pierre et al.



(e) Fattal




(f) Berman et al.




(g) Ren et al.


Fig. 3: Ny17 image and outputs



(a) Original




(b) Our




(c) Our (Given A)




(d) Pierre et al.



(e) Fattal



(f) Berman et al.



(g) Ren et al.

Fig. 4: Tiananmen image and outputs



(a) Original



(b) Our



(c) Our (Given A)



(d) Pierre et al.



(e) Fattal



(f) Berman et al.



(g) Ren et al.

Fig. 5: Sweden image and outputs




(a) Original

(b) Our

(c) Our (Given A)

Fig. 6: Flags image and outputs



(a) Pierre et al.

(b) Fattal

(c) Berman et al.

(d) Ren et al.

Fig. 7: Flags image and outputs



(a) Original



(b) Our



(c) Our (Given A)



(d) Pierre et al.



(e) Fattal



(f) Berman et al.



(g) Ren et al.

Fig. 8: Pumpkins image and outputs



(a) Original



(b) Our

(c) Our (Given  $A$ )

(d) Pierre et al.



(e) Fattal



(f) Berman et al.



(g) Ren et al.

Fig. 9: Canon image and outputs





(a) Original



(b) Our



(c) Our (Given  $A$ )



(d) Pierre et al.



(e) Fattal



(f) Berman et al.



(g) Ren et al.

Fig. 10: Mountain image and outputs



(a) Original



(b) Our



(c) Our (Given A)



(d) Pierre et al.



(e) Fattal



(f) Berman et al.



(g) Ren et al.

Fig. 11: Train image and outputs